

SOLAIRE
BY PALOMINO

SOL



TRAVEL TRAILERS | BUILT BY PALOMINO RV

AIR





Solaire ultra light travel trailers are easy to tow, yet built to last with a sturdy aluminum framed superstructure for long lasting durability.



205 SS INTERIOR



SOLAIRE
— FRAMING —
GT3

Solaire ultra light travel trailers equipped with the GT3 package are designed with luxury in mind. This option package elevates an already equipped unit to the next level of luxury.



Slam Latch Baggage Doors



Power Front Jack




Standard Stainless Steel Appliance Package
With Residential Refrigerator Option



Kitchen Skylight With Shade
To Let Natural Light In



Stainless Steel Sink
with Roll Cover



Detail

LINE-X® Protective Coatings



Protective Coatings Built to Go the Distance

LINE-X Benefits:

- Protect your investment with reduced maintenance and repair costs
- Abrasion, impact, and scratch resistance for protection against rock or debris chips
- Rust, corrosion, and chemical protection
- Fade resistance with LINE-X ULTRA UV stable color formula



Two available interior decor and wood grain options to accommodate all design preferences.

205 SS WITH GRANITE INTERIOR DECOR AND MESA MAPLE CABINETS



STERLING



GRANITE



MESA MAPLE



WALNUT



163X WITH GRANITE INTERIOR DECOR AND WALNUT CABINETS

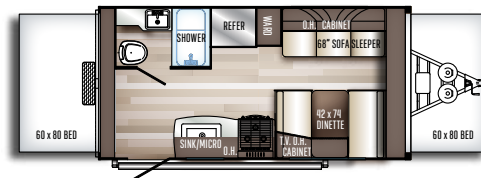
Hybrid Expandable. Best in Value.

Hybrid expandable bed ends create a comfortable and spacious interior design for that residential feel. They include many popular features to deliver the very best value to the market.



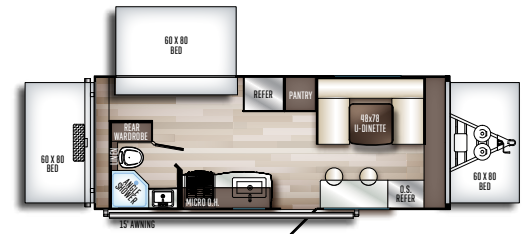
147X

HITCH DRY WEIGHT	315	EXTERIOR WIDTH	8"
DRY AXLE WEIGHT	2720	TRAVEL LENGTH	18'6"
TOTAL DRY WEIGHT	3035	OPEN LENGTH	23'3"
GVWR	3815	FRESH WATER CAPACITY	50
UNLOADED VEHICLE WEIGHT	3073	GRAY WATER CAPACITY	30
INTERIOR HEIGHT	6'8"	BLACK WATER CAPACITY	30
EXTERIOR HEIGHT W/ AC	10'1"	CARGO CARRYING CAPACITY	746



163X

HITCH DRY WEIGHT	400	EXTERIOR WIDTH	8"
DRY AXLE WEIGHT	3195	TRAVEL LENGTH	20'2"
TOTAL DRY WEIGHT	3595	OPEN LENGTH	24'10"
GVWR	4996	FRESH WATER CAPACITY	50
UNLOADED VEHICLE WEIGHT	3633	GRAY WATER CAPACITY	30
INTERIOR HEIGHT	6'8"	BLACK WATER CAPACITY	30
EXTERIOR HEIGHT W/ AC	10'1"	CARGO CARRYING CAPACITY	1363



185X

HITCH DRY WEIGHT	444	EXTERIOR WIDTH	8"
DRY AXLE WEIGHT	3652	TRAVEL LENGTH	25'11"
TOTAL DRY WEIGHT	4096	OPEN LENGTH	29'7"
GVWR	5630	FRESH WATER CAPACITY	50
UNLOADED VEHICLE WEIGHT	4134	GRAY WATER CAPACITY	38
INTERIOR HEIGHT	6'8"	BLACK WATER CAPACITY	30
EXTERIOR HEIGHT W/ AC	10'1"	CARGO CARRYING CAPACITY	1496

SOLAIRE

BY PALOMINO



Standards that make a difference.

- Power Awning w/LED Lights
- Dexter Tor-Flex Torsion Axles
- Furrion HDMI DVD/Bluetooth/HDMI Stereo
- Power Tongue Jack
- 13,500 BTU Ducted A/C
- Tub Surround w/Skylight
- Gel Coated Front Cap
- Ball Bearing Drawer Guides
- Microwave
- Slam Latch Baggage Doors w/Magnets
- Black Tank Flush
- LED Interior Lights
- 8 Cu Ft Refrigerator
- White gel coat fiberglass exterior
- Solid surface counter tops
- Stainless Steel kitchen sink with roll cover
- Aluminum wheels

OPTIONAL GT3 PACKAGE

The Next-level Luxury package.



OPTIONAL GT3 PACKAGE INCLUDES ALL THE FEATURES FROM THE ULTRA PLUS THE FOLLOWING:

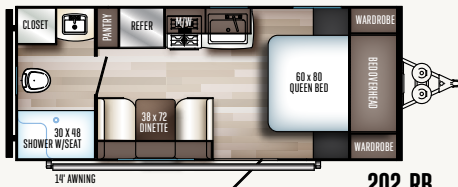
- Roller Night Shades
- 9" Denver 60 X 80 Mattress
- Bedspread / Pillow Combo
- Solid Surface Counter Tops Throughout
- Bonded Frameless Windows
- Power Stabilizer Jacks
- Heated Holding Tanks
- Roof ladder
- Fireplace
- Smart Arm - Awning control
- Full front cap with Line X protection

NOT AVAILABLE GT3 PACKAGE 205 SS, 202 RB, 211 BH





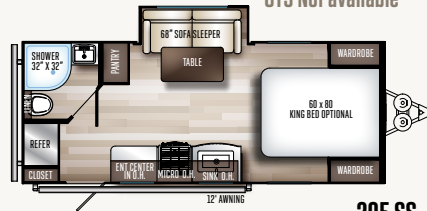
GT3 Not available



202 RB

HITCH DRY WEIGHT	536	EXTERIOR WIDTH	8'
DRY AXLE WEIGHT	3239	TRAVEL LENGTH	23'5"
TOTAL DRY WEIGHT	3775	OPEN LENGTH	NA
GVWR	5125	FRESH WATER CAPACITY	50
UNLOADED VEHICLE WEIGHT	3813	GRAY WATER CAPACITY	38
INTERIOR HEIGHT	6'8"	BLACK WATER CAPACITY	38
EXTERIOR HEIGHT W/ AC	10'1"	CARGO CARRYING CAPACITY	1312

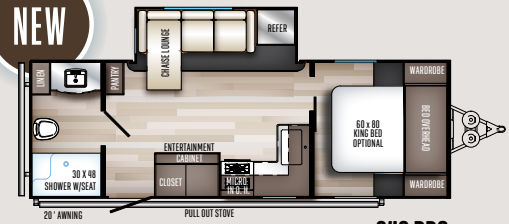
GT3 Not available



205 SS

HITCH DRY WEIGHT	546	EXTERIOR WIDTH	8'
DRY AXLE WEIGHT	3800	TRAVEL LENGTH	23'4"
TOTAL DRY WEIGHT	4347	OPEN LENGTH	NA
GVWR	5400	FRESH WATER CAPACITY	50
UNLOADED VEHICLE WEIGHT	4385	GRAY WATER CAPACITY	38
INTERIOR HEIGHT	6'8"	BLACK WATER CAPACITY	30
EXTERIOR HEIGHT W/ AC	10'1"	CARGO CARRYING CAPACITY	1245

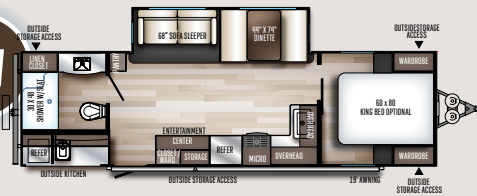
NEW



249 RBS

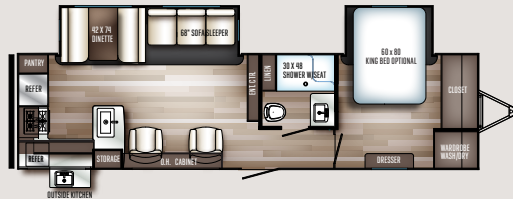
HITCH DRY WEIGHT	585	EXTERIOR WIDTH	8'
DRY AXLE WEIGHT	5420	TRAVEL LENGTH	27'10"
TOTAL DRY WEIGHT	5905	OPEN LENGTH	N/A
GVWR	7248	FRESH WATER CAPACITY	50
UNLOADED VEHICLE WEIGHT	5458	GRAY WATER CAPACITY	60
INTERIOR HEIGHT	6'8"	BLACK WATER CAPACITY	38
EXTERIOR HEIGHT W/ AC	11'1"	CARGO CARRYING CAPACITY	1790

NEW



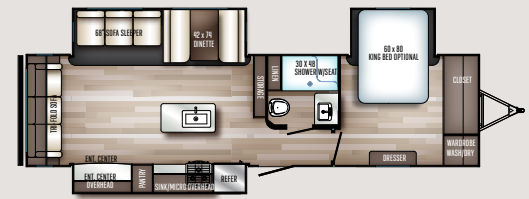
258 RBSS

HITCH DRY WEIGHT	765	EXTERIOR WIDTH	8'
DRY AXLE WEIGHT	5595	TRAVEL LENGTH	32'8"
TOTAL DRY WEIGHT	6360	OPEN LENGTH	N/A
GVWR	7765	FRESH WATER CAPACITY	50
UNLOADED VEHICLE WEIGHT	6398	GRAY WATER CAPACITY	68
INTERIOR HEIGHT	6'8"	BLACK WATER CAPACITY	30
EXTERIOR HEIGHT W/ AC	11'1"	CARGO CARRYING CAPACITY	1367



304 RKDS*

HITCH DRY WEIGHT	920	EXTERIOR WIDTH	8'
DRY AXLE WEIGHT	6333	TRAVEL LENGTH	35'6"
TOTAL DRY WEIGHT	7253	OPEN LENGTH	NA
GVWR	8920	FRESH WATER CAPACITY	50
UNLOADED VEHICLE WEIGHT	7291	GRAY WATER CAPACITY	106
INTERIOR HEIGHT	6'8"	BLACK WATER CAPACITY	38
EXTERIOR HEIGHT W/ AC	11'1"	CARGO CARRYING CAPACITY	1629

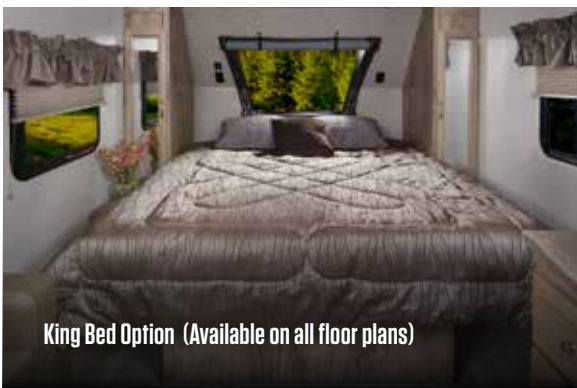


316 RLTS*

HITCH DRY WEIGHT	929	EXTERIOR WIDTH	8'
DRY AXLE WEIGHT	7239	TRAVEL LENGTH	35'6"
TOTAL DRY WEIGHT	8168	OPEN LENGTH	NA
GVWR	9995	FRESH WATER CAPACITY	50
UNLOADED VEHICLE WEIGHT	8206	GRAY WATER CAPACITY	106
INTERIOR HEIGHT	6'8"	BLACK WATER CAPACITY	38
EXTERIOR HEIGHT W/ AC	11'1"	CARGO CARRYING CAPACITY	1789



Entertainment Center
Fireplace Option



King Bed Option (Available on all floor plans)



Washer & Dryer (Available on 304/316 only)



Large Outside Camp Kitchen



Small Outside Camp Kitchen

GT3 Not available

211 BH

HITCH DRY WEIGHT	528	EXTERIOR WIDTH	8'
DRY AXLE WEIGHT	3568	TRAVEL LENGTH	25'5"
TOTAL DRY WEIGHT	4096	OPEN LENGTH	NA
GVWR	5630	FRESH WATER CAPACITY	50
UNLOADED VEHICLE WEIGHT	4134	GRAY WATER CAPACITY	30
INTERIOR HEIGHT	6'8"	BLACK WATER CAPACITY	38
EXTERIOR HEIGHT W/ AC	10'1"	CARGO CARRYING CAPACITY	1496

240 BHS

HITCH DRY WEIGHT	566	EXTERIOR WIDTH	8'
DRY AXLE WEIGHT	4606	TRAVEL LENGTH	27'10"
TOTAL DRY WEIGHT	5172	OPEN LENGTH	NA
GVWR	6710	FRESH WATER CAPACITY	50
UNLOADED VEHICLE WEIGHT	5210	GRAY WATER CAPACITY	38
INTERIOR HEIGHT	6'8"	BLACK WATER CAPACITY	38
EXTERIOR HEIGHT W/ AC	11'1"	CARGO CARRYING CAPACITY	1500

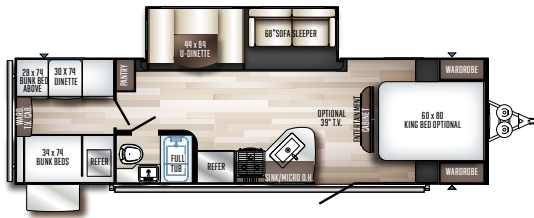


Optional Theater Seating

NEW

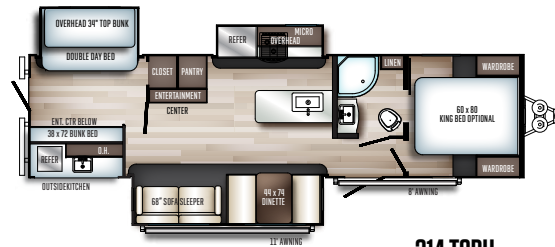
268 BHS

HITCH DRY WEIGHT	671	EXTERIOR WIDTH	8'
DRY AXLE WEIGHT	5307	TRAVEL LENGTH	32'8"
TOTAL DRY WEIGHT	5978	OPEN LENGTH	NA
GVWR	7759	FRESH WATER CAPACITY	50
UNLOADED VEHICLE WEIGHT	6016	GRAY WATER CAPACITY	76
INTERIOR HEIGHT	6'8"	BLACK WATER CAPACITY	38
EXTERIOR HEIGHT W/ AC	11'1"	CARGO CARRYING CAPACITY	1655



292 QBSK

HITCH DRY WEIGHT	845	EXTERIOR WIDTH	8'
DRY AXLE WEIGHT	4970	TRAVEL LENGTH	33'4"
TOTAL DRY WEIGHT	5855	OPEN LENGTH	NA
GVWR	7845	FRESH WATER CAPACITY	50
UNLOADED VEHICLE WEIGHT	5893	GRAY WATER CAPACITY	76
INTERIOR HEIGHT	6'8"	BLACK WATER CAPACITY	38
EXTERIOR HEIGHT W/ AC	11'1"	CARGO CARRYING CAPACITY	1952



314 TSBH

HITCH DRY WEIGHT	1011	EXTERIOR WIDTH	8'
DRY AXLE WEIGHT	6733	TRAVEL LENGTH	35'6"
TOTAL DRY WEIGHT	7744	OPEN LENGTH	N/A
GVWR	9600	FRESH WATER CAPACITY	50
UNLOADED VEHICLE WEIGHT	7782	GRAY WATER CAPACITY	68
INTERIOR HEIGHT	6'8"	BLACK WATER CAPACITY	30
EXTERIOR HEIGHT W/ AC	11'1"	CARGO CARRYING CAPACITY	1818



317 BHSK

HITCH DRY WEIGHT	705	EXTERIOR WIDTH	8'
DRY AXLE WEIGHT	6445	TRAVEL LENGTH	35'1"
TOTAL DRY WEIGHT	7070	OPEN LENGTH	NA
GVWR	8700	FRESH WATER CAPACITY	50
UNLOADED VEHICLE WEIGHT	7108	GRAY WATER CAPACITY	76
INTERIOR HEIGHT	6'8"	BLACK WATER CAPACITY	38
EXTERIOR HEIGHT W/ AC	11'1"	CARGO CARRYING CAPACITY	1592



314 / 317 Rear Bunk Beds with Day Bed



258 RBSS with granite interior and GT3 package



A Glued and screwed wood cabinetry



B 5/8" tongue and groove plywood glued and screwed to aluminum framing.



C Standard under belly to protect trailer components as well as increasing aerodynamics



D Dexter Torflex Axles:

- Independent wheel suspension and self-damping action
- Rubber cushioning eliminates metal-to-metal contact.
- Forged torsion arm for maximum strength



Wall Strength

Structurally engineered materials makes our vacuum-bonded walls some of the strongest in the industry.

Palomino Premium Build Quality

Roof Construction



Vacuum-bonded radius roof with vaulted ceiling providing top notch insulation and greater interior height



Built stronger to allow for periodic roof maintenance.



Vacuum-Bonded Laminated Construction

Palomino provides six sided aluminum framing. As well as vacuum bonded walls and roof to ensure a well-insulated, light weight and structurally sound trailer.

Available Options

SOLAIRE EXPANDABLES -

- Air conditioner upgrade - 15,000 BTU
- 24" LED TV
- Create A Breeze Fan
- Heated Holding Tanks
- RVQ Bumper Mount Grill
- Off Road Package (147 X Only)
(includes 15" wheels, Off Road tires, and lift kit)
- Fabric Sofa
- Jack It® bike carrier
- 30 lb. LP tanks

SOLAIRE ULTRA LITE -

- Air conditioner upgrade - 15,000 BTU
- TV (size varies per floorplan)
- 30 lb. LP tanks
- 9" Denver mattress
- Counter top extension
- Create a breeze fan
- Free standing table & chairs
- King bed option
- Power stabilizer jacks
- RVQ bumper mount grill
- Residential refrigerator - 11 cu.ft.
- Roller night shades
- 68" theater seating
- Tri-fold sofa upgrade
- 50 AMP Service (Std in 304 & 316)
- Jack It® bike carrier
- Self Leveling / Stabilizing System
- Washer/Dryer (304/316 only)
- Northern Package
Thermo foil barrier (floor and slideout)
2-30 LB LP tanks
Heated Tank Pads

SOLAIRE

DARE TO COMPARE CHALLENGE

	SOLAIRE	BRAND X
CONSTRUCTION:		
Aluminum cage laminated construction	✓	
Vacuum bonded lamination: Roof, sidewalls, rear wall slide out box	✓	
Barreled walk on roof – block foam insulation for the most rigid construction available	✓	
Rack and pinion thru-frame flush floor slide out with manual override	✓	
EXTERIOR:		
Fully enclosed underbelly	✓	
Gel coated high gloss white exterior	✓	
Slam latch exterior baggage doors with magnetic door catches	✓	
Dexter TORFLEX Torsion axles – independent suspension, rubber cushioning eliminates metal-to-metal contact	✓	
TV bracket and speakers	✓	
Power awning with LED patio lights	✓	
Powder coated exterior kitchen tops and base – designed for the exterior elements	✓	
Alpha Superflex roofing	✓	
INTERIOR:		
8 cubic foot Dometic refrigerator	✓	
Glass top flush mount range cover	✓	
LED interior lights	✓	
Solid surface countertops	✓	
Stainless steel kitchen sink with roll cover	✓	
Skylight in every kitchen and includes a night shade	✓	
Raised panel cabinet doors	✓	
Porcelain foot flush Dometic Toilet	✓	
USB charging station	✓	



PRE-DELIVERY INSPECTION FACILITY

20,000 square feet of quality assurance. The bare essentials for a premium product. This state-of-the-art facility gives immediate daily feedback to production for quality assurance in every unit built.

CUSTOMER SATISFACTION



www.ForestRiverBuyLocal.com

24/7 EMERGENCY ROADSIDE ASSISTANCE WITH VEHICLE PURCHASE*

TOWING
JUMP-STARTS
TIRE CHANGES
FLUID DELIVERY
LOCKOUT
SERVICE

WINCH-OUT
MOBILE MECHANIC
TECHNICAL
SUPPORT
DEALER LOCATOR
SERVICES



*VALID FOR 1 YEAR FROM DATE OF PURCHASE

Specification Definitions

GVWR (Gross Vehicle Weight Rating) - is the maximum permissible weight of the unit when fully loaded. It includes all weights, inclusive of all fluids, cargo, optional equipment and accessories. For safety and product performance do NOT exceed the GVWR.

GAWR (Gross Axle Weight Rating) - is the maximum permissible weight, including cargo, fluids, optional equipment and accessories that can be safely supported by a combination of all axles.

UVW (Unloaded Vehicle Weight)* - is the typical weight of the unit as manufactured at the factory. It includes all weight at the unit's axle(s) and tongue or pin and LP Gas. The UVW does not include cargo, fresh potable water, additional optional equipment or dealer installed accessories.

*Estimated average based on standard build optional equipment.

CCC (Cargo Carrying Capacity)** - is the amount of weight available for fresh potable water, cargo, additional optional equipment and accessories. CCC is equal to GVWR minus UVW. Available CCC should accommodate fresh potable water (8.3 lbs per gallon). Before filling the fresh water tank, empty the black and gray tanks to provide for more cargo capacity.

** Estimated average based on standard build optional equipment

Each Forest River RV is weighed at the manufacturing facility prior to shipping. A label identifying the unloaded vehicle weight of the actual unit and the cargo carrying capacity is applied to every Forest River RV prior to leaving our facilities.

The load capacity of your unit is designated by weight, not by volume, so you cannot necessarily use all available space when loading your unit.

Palomino Warranty

Palomino will stand behind our products 100%. For complete details on our warranty program, please see your Palomino dealer.

- 1 2-year fiberglass warranty
- 2 10-year axle warranty
- 3 12-year Alpha Super Flex roof warranty
- 4 2-3 year warranty on appliances (see manual for details)
- 5 1 year bumper to bumper warranty
- 6 An additional 1 year warranty available



Learn More
Scan this barcode using a QR Reader on your smart phone to learn more about Forest River.



A Berkshire Hathaway company.

SINCE 1968
PALOMINO
Recreational Vehicles
a Division of Forest River

1047 EAST M-86 | COLON, MI 49040
P: 269.432.3271 | F: 269.432.2516
www.palomino.com

YOUR SOLAIRE DEALER

All information contained in this brochure is believed to be accurate at the time of publication. However, during the model year, it may be necessary to make revisions and Forest River, Inc., reserves the right to make all such changes without notice, including prices, colors, materials, equipment and specifications as well as the addition of new models and the discontinuance of models shown in this brochure. Therefore, please consult with your Forest River, Inc., dealer and confirm the existence of any materials, design or specifications that are material to your purchase decision. Litho. U.S.A. FOR 1545 W: 2019.03.27