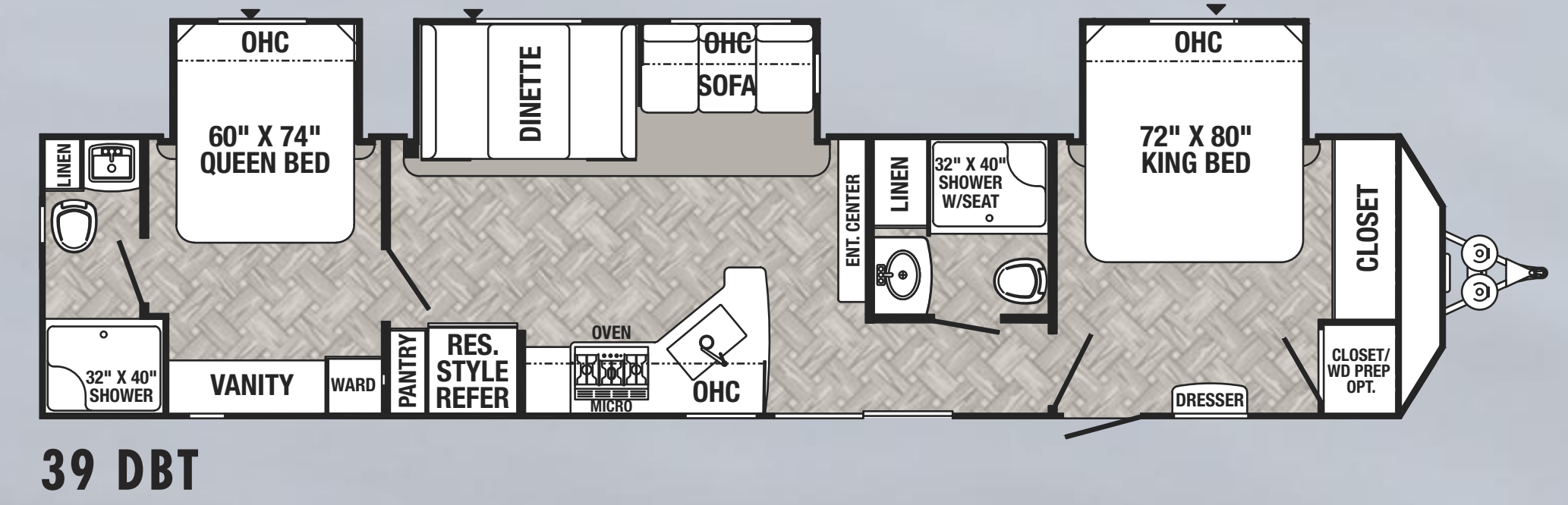
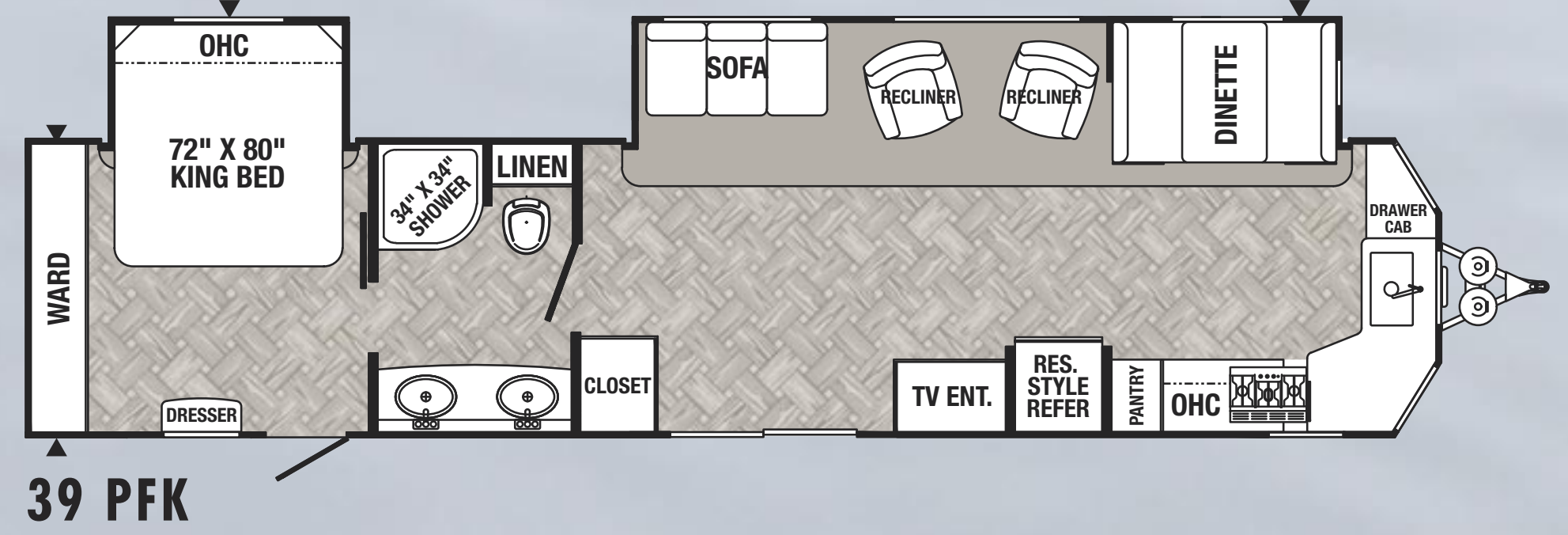
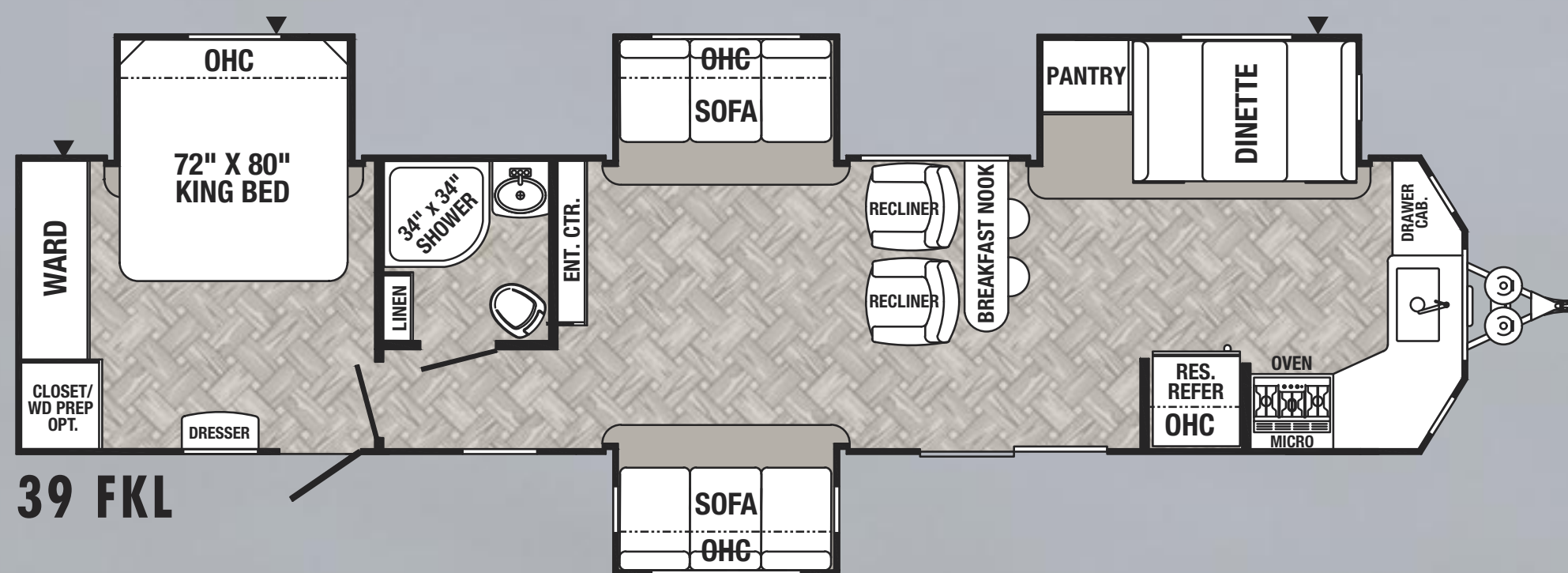
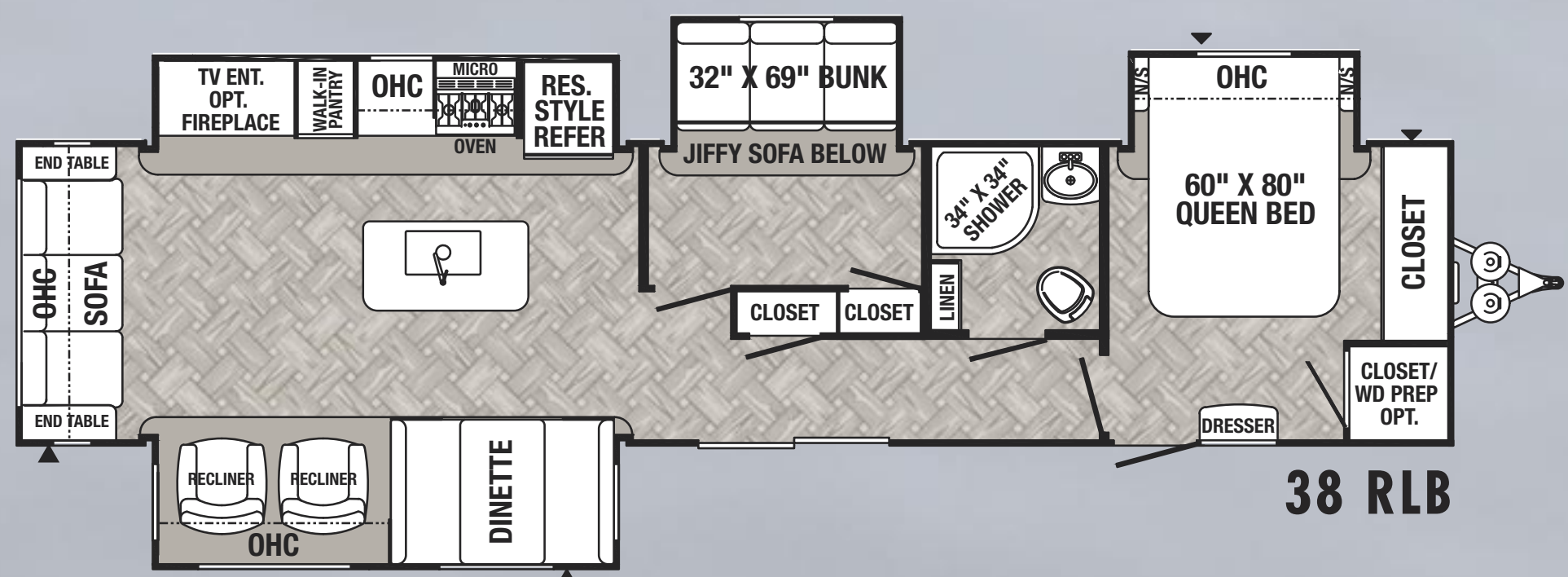
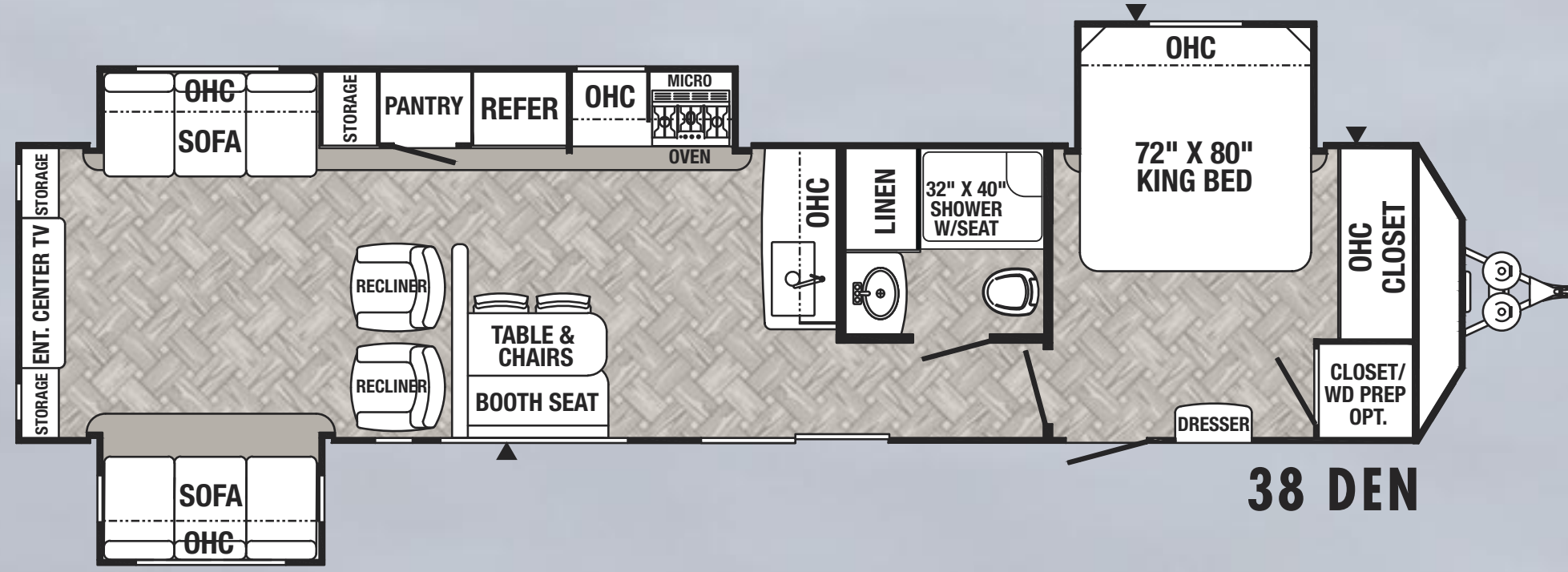


PUMA DESTINATION TRAILERS

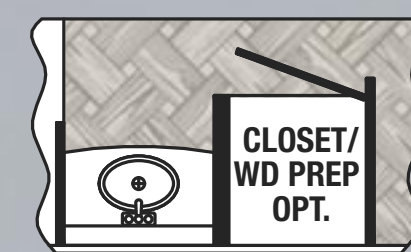
BY PALOMINO - SINCE 1968



DESTINATION TRAILER OPTIONS

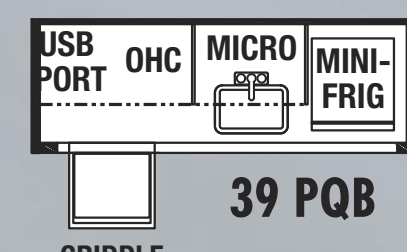
Available on select models.

WASHER/DRYER & PREP OPTION



39 PFK

OUTSIDE KITCHEN OPTION W/ GRIDDLE



39 PQB

YOUR DESTINATION AWAITS


PUMA DESTINATION TRAILERS

MODEL	37 PFL	38 DEN	38 RLB	38 RLQ	39 FKL	39 PFK	39 DBT	39 PQB
Hitch Weight (lbs)	1780	1295	1525	1469	1540	1392	1439	1413
Axle Weight (lbs)	7914	8684	8656	7937	8856	8553	8664	9237
UVW (lbs)	9753	9979	10240	9468	10455	10004	10162	10709
GVWR (lbs)	11940	11500	11685	11629	11700	11592	12000	13413
Capacity (lbs)	2227	1521	1445	2161	1245	1588	1838	2704
Exterior Length	40' 8"	40' 6"	41' 10"	39' 9"	42' 1"	40' 8"	42' 4"	42' 3"
Exterior Height w/AC	11' 9"	11' 9"	11' 9"	11' 9"	11' 9"	11' 9"	11' 9"	11' 9"
Water Heater Cap. (gal)	12	12	12	12	12	12	12	12
Fresh Water Cap. (gal)	51	51	51	51	51	51	51	51
Black Water Cap. (gal)	35	35	35	35	32	35	64	67
Grey Water Cap. (gal)	35	35	70	35	70	65	105	70
Tire Size (in)	15"	15"	15"	15"	15"	15"	16"	16"
Awning Size (ft) OPT.	19'	18'	19'	18'	21'	21'	21'	21'



PUMA by Palomino, a Division of Forest River, Inc.

2551 Century Drive • Goshen, IN 46528 • <https://palominorv.com/puma>



FOREST RIVER BUY LOCAL
WASHER/DRYER & PREP OPTION
OUTSIDE KITCHEN OPTION W/ GRIDDLE
39 PQB
GRIDDLE

Learn More
 Scan this barcode using a QR reader or your smart phone to learn more about Forest River.
 A Berkshire Hathaway company.

GVWR (Gross Vehicle Weight Rating) - is the maximum permissible weight of the unit when fully loaded. It includes all weights, inclusive of all fluids, cargo, optional equipment and accessories. For safety and product performance do NOT exceed the GVWR.
GVWR (Gross Axle Weight Rating) - is the maximum permissible weight, including cargo, fluids, optional equipment and accessories that can be safely supported by a combination of all axles.
UVW (Unloaded Vehicle Weight) - is the weight of the unit as manufactured at the factory. It includes all weight on the unit's table(s) and tongue or pin and LP Gas. The UVW does not include cargo, fresh potable water, additional optional equipment or dealer installed accessories.
***National Average based on standard build optional equipment.**
CCC (Cargo Carrying Capacity) - is the amount of weight available for fresh potable water, cargo, additional optional equipment and accessories. CCC is equal to GVWR minus UVW. Available CCC should accommodate fresh potable water (8.3 lbs per gallon). Before filling the fresh water tank, empty the black and grey tanks to provide for reserve cargo capacity.
****National average based on standard build optional equipment.**
 Each Forest River RV is weighed at the manufacturing facility prior to shipping. A label identifying the unloaded vehicle weight of the actual unit and the cargo carrying capacity is applied to every Forest River RV prior to leaving our facilities. The load capacity of your unit is designed by weight, not by volume, so you cannot necessarily use all available space when loading your unit.
 All information contained in this brochure is believed to be accurate at the time of publication. However, during the model year, it may be necessary to make revisions and Forest River, Inc. reserves the right to make all such changes without notice, including prices, colors, materials, equipment and specifications as well as the addition of new models and the discontinuation of models shown in this brochure. Therefore, please consult with your Forest River dealer and confirm the accuracy of any methods, design or specifications that are related to your purchase decision. ©2021 Puma by Palomino a Division of Forest River, Inc., a Berkshire Hathaway company. All Rights Reserved. 10/21